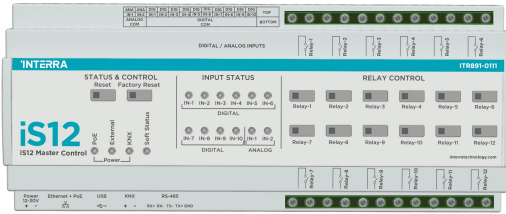


# iS12 Master Control



<b>Product Code</b>	ITR891-0XXX
<b>Power Supply</b>	12-30 V DC External Power Supply
<b>CPU</b>	Quad-Core Cortex-A53 CPU
<b>Memory</b>	2 GB
<b>Storage</b>	8 GB EMMC
<b>Operating System</b>	Android / Linux
<b>Connectors</b>	2x USB 2.0, 1x Ethernet Connector
<b>PoE</b>	PoE+ Type-II IEEE802.3at
<b>RS485</b>	Supported
<b>Number of Inputs</b>	12 Inputs 10 x Digital Input & 2 x Analog-Input
<b>LED Indicators</b>	External Power, KNX, PoE, Software Status
<b>Cable Distance</b>	Max 30 m
<b>Physical Control - Test</b>	Output Control, Inputs Status, Reset, Factory Reset
<b>Remote Control</b>	Android & IOS App, Web Interface
<b>Web Control Interface</b>	Monitoring, Control Automation and Device Settings Over Web Browser
<b>Protocols</b>	KNX-IP, Modbus-IP, DALI-IP, BACnet-IP, IFTT, MQTT, EIO, Web Socket, TCP Socket ..etc
<b>Dimensions</b>	212 x 90 x 59 mm (W x H x D)

## DESCRIPTION

iS12 Master Control creates flexible and complex logic configurations. iS12 Master Control is designed to communicate with Node based programming/drag and drop editor, send data to BMS between devices using different protocols. Node based programming/drag and drop editor allows to configure flows, Nodes and dashboard to control the automation system.

## MAIN FUNCTIONAL CHARACTERISTICS

- It supports up to 10.000 different data points.
- Via Web interface, iS12 is easy to configure.
- The dashboard can be created for visualization.
- iS12 has a default web interface which can be accessed by two ways:
  - a) IP Address:8080 will give access to the Node base programming/drag and drop editor Web Interface
  - b) IP Address:8080/ui will give access to the iS12 Master Control's Control Panel
- iS12 Master Control comes with INTERRA Technology Nodes along with the default nodes.
- iS12 has 10 Digital Inputs and 2 Analog Inputs Connectors.

## Default IP Configuration

<b>Username</b>	interra
<b>Password</b>	interra
<b>Default IP Address</b>	192.168.1.250
<b>Network Mask</b>	255.255.255.0

## MODELS AND VARIATIONS

### ITR891-0X<sub>1</sub>X<sub>2</sub>X<sub>3</sub>

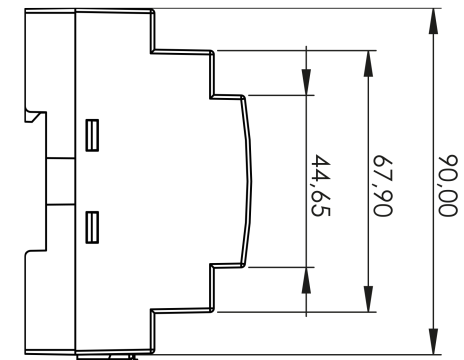
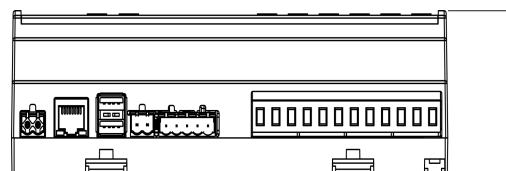
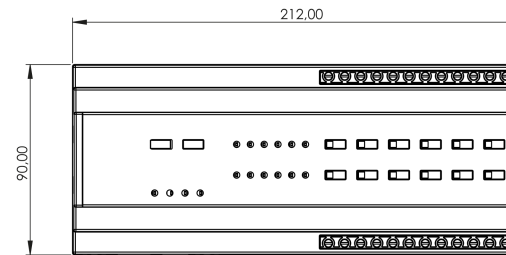
**X<sub>1</sub>**: PoE Status | **0**: No PoE / **1**: PoE

**X<sub>2</sub>**: KNX Status | **0**: No KNX / **1**: KNX

**X<sub>3</sub>**: RS485 Status | **0**: No RS485 / **1**: RS485

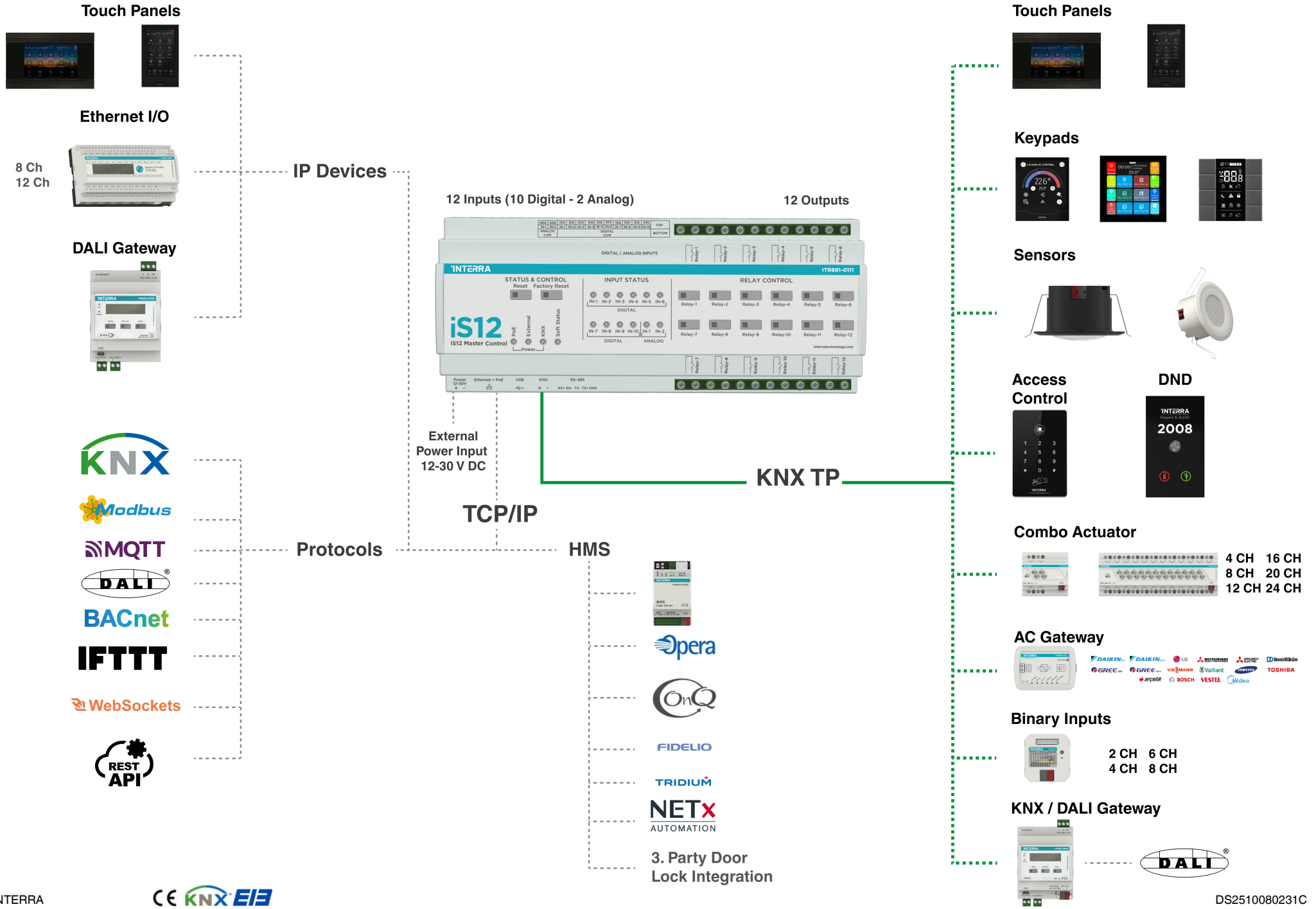
## DIMENSIONS

- All values given in the device dimensions are millimetres.

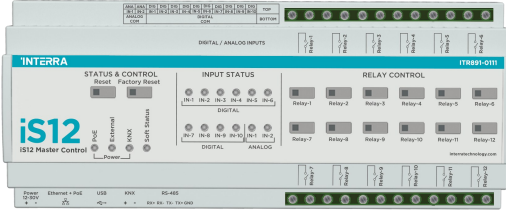


## MOUNTING AND SAFETY INSTRUCTIONS

- The device may only be installed and put into operation by a qualified electrician or authorized personnel.
- For planning and construction of electric installations, the appropriate specifications, guidelines and regulations in force of the respective country have to be complied.
- Do not connect the main voltage (230 V AC).
- Do not expose this device to direct sunlight, rain or high humidity.
- Clean the product with a clean, soft, damp cloth.
- Do not use aerosol sprays, solvents or abrasives that might damage the device.
- Installation only in dry locations and on a 35 mm DIN rail (TH 35).
- Accessibility of the device for operation and visual inspection must be provided.



## iS12 Master Control



Ürün Kodu	ITR891-0XXX
Güç Kaynağı	12-30 V DC Harici Güç Kaynağı
CPU	Quad-Core Cortex-A53 CPU
Ön Bellek	2 GB
Hafıza	8 GB EMMC
İşletim Sistemi	Android / Linux
Konnektörler	2x USB 2.0, 1x Ethernet Konnektörü
PoE	PoE+ Type-II IEEE802.3at
RS485	Destekliyor
Giriş Sayıları	12 Giriş 10 x Dijital Giriş & 2 x Analog Giriş
LED Göstergeler	Harici Güç, KNX, PoE, Yazılım Durumu
Kablo Mesafesi	Max 30 m
Fiziksel Kontrol - Test	Çıkış Kontrolü, Girişlerin Durumu, Reset, Fabrika Ayarlarına Reset
Uzaktan Kontrol	Android & IOS App, Web Arayüz
Web Kontrol Arayüzü	Web Tarayıcı Üzerinden İzleme, Kontrol Otomasyonu ve Cihaz Ayarları
Protokoller	KNX-IP, Modbus-IP, DALI-IP, BACnet-IP, IFTT, MQTT, EIO, Web Socket, TCP Socket ..vs
Boyutlar	212 x 90 x 59 mm (W x H x D)

## AÇIKLAMA

iS12 Master Control, esnek ve karmaşık mantık konfigürasyonları oluşturur. iS12 Master Control, Node tabanlı programlama/sürükle-bırak editörü ile iletişim kuracak şekilde tasarlanmıştır ve farklı protokoller kullanan cihazlar arasında BMS'ye veri gönderir. Node tabanlı programlama/sürükle-bırak editörü, otomasyon sistemini kontrol etmek için akışları, Node'ları ve kontrol panelini yapılandırmanıza olanak tanır.

## ANA FONKSİYONEL KARAKTERİSTİKLERİ

- Interra iS12, 10.000 farklı veri noktasını destekler.
- iS12 Master Control, web arayüzü ile yapılandırılabilir.
- Kullanıcı Arayüzü (Kontrol Paneli) iS12 Master Control ile oluşturulabilir.
- iS12 Master Control'un varsayılan web arayüzüne iki şekilde erişilebilir:
  - a) IP Adresi:8080, Node tabanlı programlama/sürükle-bırak editörü Web Arayüzüne erişim sağlar.
  - b) IP Adresi:8080/ui, iS12 Master Control'ün Kontrol Paneline erişim sağlar.
- iS12 Master Control, varsayılan düğümle birlikte INTERRA Teknoloji Düğümleri ile birlikte gelir.
- iS12, 10 Dijital Giriş ve 2 Analog Giriş Konnektörüne sahiptir.

## Varsayılan IP Konfigürasyonu

Kullanıcı Adı	interra
Şifre	interra
Varsayılan IP Adres	192.168.1.250
Ağ Maskesi	255.255.255.0

## MODELLER ve VARYASYONLAR

ITR891-0 X<sub>1</sub> X<sub>2</sub> X<sub>3</sub>

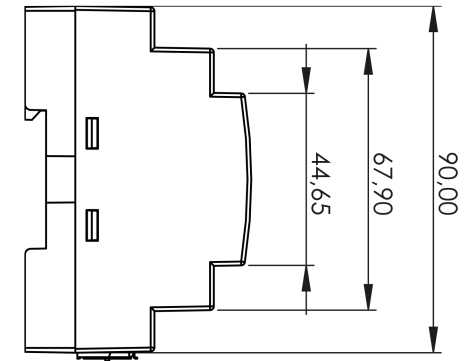
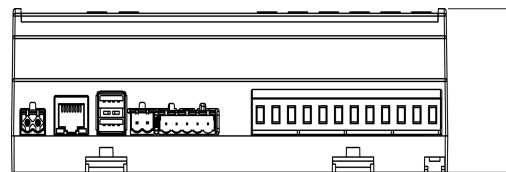
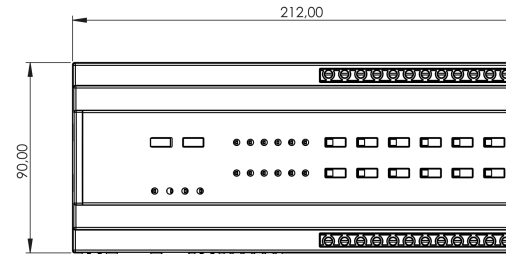
X<sub>1</sub>: PoE Durumu | 0: PoE yok / 1: PoE

X<sub>2</sub>: KNX Durumu | 0: KNX yok / 1: KNX

X<sub>3</sub>: RS485 Durumu | 0: RS485 yok / 1: RS485

## BOYUTLAR

- Cihaz ölçülerinde verilen tüm değerler milimetredir.

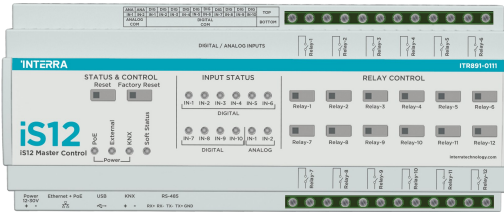


## MONTAJ VE GÜVENLİK TALİMATLARI

- Cihaz sadece kalifiye bir elektrikçi veya yetkili personel tarafından kurulabilir ve çalıştırılabilir.
- Elektrik tesisatlarının planlanması ve inşası için ilgili ülkenin yürürlükte olan ilgili şartnamelere, yönergelere ve yönetmeliklere uyulmalıdır.
- Ana voltajı (230 V AC) bağlamayın.
- Bu cihazı doğrudan güneş ışığına, yağmura veya yüksek neme maruz bırakmayın.
- Ürünü temiz, yumuşak ve nemli bir bezle temizleyin.
- Cihaza zarar verebilecek aerosol spreylere, çözücüler veya aşındırıcı maddeler kullanmayın.
- Sadece kuru yerlere ve 35 mm DIN rayına (TH 35) kurulum yapın.
- Cihazın çalıştırılması ve görsel kontrol için erişilebilirliği sağlanmalıdır.



## iS12 Master Control



<b>Produktcode</b>	ITR891-0XXX
<b>Stromversorgung</b>	12-30 V DC Externe Stromversorgung
<b>CPU</b>	Quad-Core Cortex-A53 CPU
<b>Erinnerung</b>	2 GB
<b>Lagerung</b>	8 GB EMMC
<b>Betriebssystem</b>	Android / Linux
<b>Stecker</b>	2x USB 2.0, 1x Ethernet-Anschluss
<b>PoE</b>	PoE+ Type-II IEEE802.3at
<b>RS485</b>	Unterstützt
<b>Anzahl der Eingänge</b>	12 Eingänge 10xDigitaler Eingang & 2xAnalogeingang
<b>LED-Anzeigen</b>	Externe Stromversorgung, KNX, PoE, Softwarestatus
<b>Kabelentfernung</b>	Max 30 m
<b>Physische Steuerung - Test</b>	Ausgangssteuerung, Eingangsstatus, Zurücksetzen, Werkseinstellungen
<b>Fernsteuerung</b>	Android & IOS App, Web Interface
<b>Websteuerungsschnittstelle</b>	Überwachung, Steuerung, Automatisierung und Geräteeinstellungen über den Webbrowser
<b>Protokolle</b>	KNX-IP, Modbus-IP, DALI-IP, BACnet-IP, IFTT, MQTT, EIO, Web Socket, TCP Socket ...
<b>Masse</b>	212 x 90 x 59 mm (W x H x D)

## BESCHREIBUNG

Der iS12 Master Control erstellt flexible und komplexe Logikkonfigurationen. Der iS12 Master Control ist so konzipiert, dass er mit einem node-basierten Programmier-/Drag-and-Drop-Editor kommuniziert und Daten zwischen Geräten mit unterschiedlichen Protokollen an das BMS sendet. Der node-basierte Programmier-/Drag-and-Drop-Editor ermöglicht die Konfiguration von Flows, Nodes und Dashboards zur Steuerung des Automatisierungssystems.

## HAUPTFUNKTIONELLE EIGENSCHAFTEN

- Es unterstützt bis zu 10.000 verschiedene Datenpunkte.
- Über die Weboberfläche lässt sich iS12 einfach konfigurieren.
- Das Dashboard kann zur Visualisierung erstellt werden.
- iS12 verfügt über eine Standard Weboberfläche, auf die auf zwei Arten zugegriffen werden kann:
  - a) Die IP-Adresse:8080 ermöglicht den Zugang zur Web-Schnittstelle des node-basierten Programmier-/Drag-and-Drop-Editors.
  - b) Die IP-Adresse:8080/ui ermöglicht den Zugang zum Steuerungspanel des iS12 Master Control.
- iS12 Master Control wird zusammen mit den Standardknoten mit INTERRA Technologieknoten geliefert.
- Der iS12 hat 10 digitale Eingänge und 2 analoge Eingangsanschlüsse.

## Standard-IP-Konfiguration

<b>Login-Name</b>	interra
<b>Passwort</b>	interra
<b>Standard-IP-Adresse</b>	192.168.1.250
<b>Netzwerkmaske</b>	255.255.255.0

## MODELLE UND VARIATIONEN

ITR891-0X<sub>1</sub>X<sub>2</sub>X<sub>3</sub>

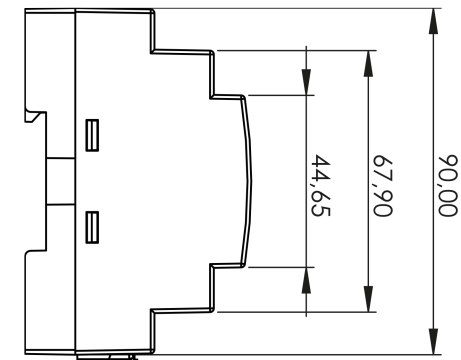
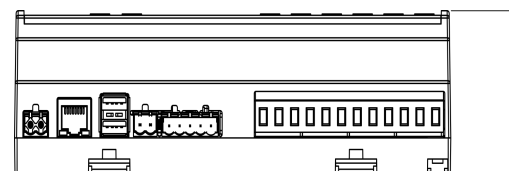
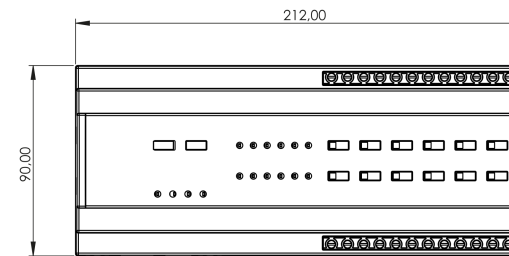
**X<sub>1</sub>**: PoE Status | **0**: Kein PoE / **1**: PoE

**X<sub>2</sub>**: KNX Status | **0**: Kein KNX / **1**: KNX

**X<sub>3</sub>**: RS485 Status | **0**: Kein RS485 / **1**: RS485

## MASSE

- Alle in den Geräteabmessungen angegebenen Werte sind Millimeter.



## MONTAGE- UND SICHERHEITSHINWEISE

- Das Gerät darf nur von einer Elektrofachkraft oder autorisiertem Personal installiert und in Betrieb genommen werden.
- Bei der Planung und Errichtung elektrischer Anlagen sind die jeweils gültigen Vorgaben, Richtlinien und Vorschriften des jeweiligen Landes zu beachten.
- Schließen Sie nicht die Hauptspannung (230 V AC) an.
- Setzen Sie dieses Gerät keiner direkten Sonneneinstrahlung, Regen oder hoher Luftfeuchtigkeit aus.
- Reinigen Sie das Produkt mit einem sauberen, weichen, feuchten Tuch.
- Verwenden Sie keine Aerosolsprays, Lösungsmittel oder Scheuermittel, die das Gerät beschädigen könnten.
- Montage nur an trockenen Orten und auf einer 35 mm DIN-Schiene (TH 35).
- Die Zugänglichkeit des Gerätes zur Bedienung und Sichtprüfung muss gewährleistet sein.

## Touch Panels



## Ethernet I/O



## DALI Gateway

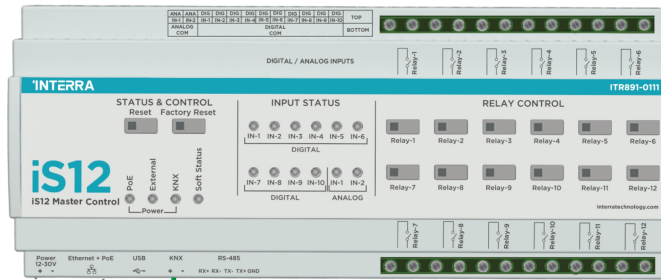


## IP Devices

## Protocols

12 Inputs (10 Digital - 2 Analog)

12 Outputs



External Power Input  
12-30 V DC

TCP/IP

HMS



3. Party Door Lock Integration

KNX TP


## Touch Panels



## Keypads



## Sensors




## Access Control



## DND



## Combo Actuator



## AC Gateway



## Binary Inputs



## KNX / DALI Gateway

